

frida and frida TD BAUR VLF testers and diagnostics devices



NEW!

Output voltage up to 26 kV_{rms}

- VLF cable testing with $3 \times U_0$ for cables up to 15 kV
- Monitored Withstand Test with $3 \times U_0$ for cables up to 15 kV (frida TD)

Functions and features

frida and frida TD

- Suitable for continuous operation
- Max. test voltage 26 kV_{rms}
- Voltage shapes: VLF truesinus®, VLF square wave voltage and DC voltage
- Load-independent, reproducible sinusoidal high voltage by means of VLF truesinus® testing technology
- Cable testing on cables up to 15 kV according to
 - IEC 60502.2
 - CENELEC HD 620/621 (DIN VDE 0276-620/621)
- Acceptance and maintenance tests according to IEEE 400-2012, IEEE 400.2-2013
NEW: Acceptance test with 26 kV_{rms} for 20 kV cables
- Cable testing according to IEC 60060-3
- Cable sheath testing according to IEC 60502/IEC 60229
- Extendible in combination with the PD-TaD 62:
 - frida: to include the PD diagnostics function
 - frida TD: to include the PD and Full MWT diagnostics function

frida TD

- Dissipation factor measurement on medium-voltage cables up to 20 kV
- Monitored Withstand Test MWT according to IEEE 400.2
 - MWT with dissipation factor measurement
 - Full MWT with dissipation factor and PD measurement (with the PD-TaD 62)
- Highly precise dissipation factor measurement with precision of 1×10^{-4}
- Detection of leakage currents using VSE box (option)
- Fully automated and individually programmable diagnostic sequences incl. evaluation

The new cable condition evaluation generation

- Cable testing and dissipation factor measurement in one device
- Easy and quick test setup
- Automatic testing and diagnostic sequences
- Compact dimensions and lightweight

The portable BAUR devices frida and frida TD are used for

- Cable testing
- Cable sheath testing
- Cable diagnostics (frida TD):
 - Dissipation factor measurement
 - Monitored Withstand Test with dissipation factor measurement
 - Partial discharge measurement*
 - Full Monitored Withstand Test with dissipation factor and partial discharge measurement*

The **VLF testing** makes it possible to locate insulation faults in plastic- and paper-insulated mass-impregnated cables in the shortest of testing times without impairing the quality of the surrounding insulating material.

The **dissipation factor measurement** with 0.1 Hz VLF truesinus® provides differentiated information on the ageing condition of paper-insulated mass-impregnated and PE/XLPE cables. In the case of PE/XLPE cables, the dissipation factor measurement is capable of differentiating between new, slightly or severely "water tree"-damaged cables. This makes it possible to prioritise the need to replace cables.

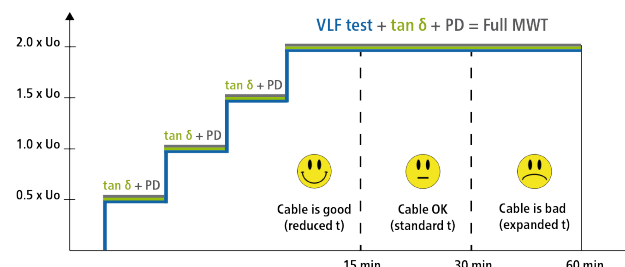
The **Monitored Withstand Test with dissipation factor measurement** combines the cable testing and dissipation factor measurement, allowing an accurate and comprehensive assessment of the cable condition. In addition, there is minimum load on the cable due to the optimised test duration.

* in combination with the BAUR PD-TaD 62 PD diagnostics system.

Full Monitored Withstand Test

Combination of methods for more significant information

With the BAUR frida TD VLF tester and diagnostics device and in combination with the PD-TaD 62 portable PD diagnostics system, you can measure dielectric losses and test the cable route for partial discharges during the VLF cable testing. This combination of methods is called Full MWT and delivers significantly more information than the cable test alone. While the cable test shows whether the cable system can withstand a load over a specified test duration, the dissipation factor measurement enables an evaluation of the condition of the cable insulation. Moreover, partial discharge testing shows and locates the PD faults precisely. The highlight of MWT is the condition-based test duration: Provided it is permitted, the test duration can be shortened, which in turn lowers costs. This way, the cable is only exposed to the increased test voltage for the required duration.



VLF truesinus® – A voltage shape for all methods and method combinations

VLF truesinus® is the only voltage shape that enables both the reliable voltage tests as well as precise dissipation factor measurements and partial discharge testing. Unlike other voltage shapes, the VLF truesinus® voltage is load-independent, symmetrical and continuous. This is a prerequisite for high precision as well as reproducibility and comparability of measurement results.

Available methods and combinations of methods

Method	Significance and benefits	BAUR equipment
VLF testing	<ul style="list-style-type: none"> Easy voltage test (Verdict: Pass / Fail) 	frida
Dissipation factor measurement	<ul style="list-style-type: none"> Evaluation of the dielectric condition of the insulation, indication of PD 	frida TD
PD testing	<ul style="list-style-type: none"> Diagnostics of local weak points and their location 	frida & PD-TaD 62
Simultaneous dissipation factor and PD measurement	<ul style="list-style-type: none"> Combination of statements of a dissipation factor measurement and PD testing Shorter test duration with simultaneous dissipation factor measurement and PD testing Better detection of hidden faults (e.g. moist joints) through conditioning of weak points and simultaneous monitoring of TD values and PD activities 	frida TD & PD-TaD 62
MWT with dissipation factor measurement	<ul style="list-style-type: none"> Evaluation of the dielectric condition of the insulation, indication of PD Intelligent withstand voltage test Shorter test duration for cables in good condition 	frida TD & PD-TaD 62
VLF cable testing with parallel PD testing	<ul style="list-style-type: none"> Localisation of faults in the cable insulation Intelligent withstand voltage test 	frida & PD-TaD 62
Full MWT (VLF cable testing with parallel dissipation factor and partial discharge measurement)	<ul style="list-style-type: none"> Evaluation of the dielectric condition of the insulation, indication of PD Localisation of faults in the cable insulation Intelligent withstand voltage test with shorter test duration for cables in good condition Shorter test duration with simultaneous dissipation factor measurement and PD testing Better detection of hidden faults (e.g. moist joints) through conditioning of weak points and simultaneous monitoring of TD values and PD activities 	frida TD & PD-TaD 62

Technical data



Output voltage	
Frequency range	0.01 – 0.1 Hz
VLF truesinus®	1 – 26 kV _{rms} (36 kV _{peak})
VLF square wave voltage	1 – 34 kV
DC voltage	±1 – 34 kV
Resolution	0.1 kV
Accuracy	1%
Load range (VLF testing)	1 nF – 8 µF
Output current	
Measurement range	0 – 14 mA
Resolution	1 µA
Accuracy	1%
Max. capacitive load	0.5 µF at 0.1 Hz / 24 kV _{rms} / 34 kV _{peak} 1 µF at 0.05 Hz / 24 kV _{rms} / 34 kV _{peak} 8 µF at 0.01 Hz / 18 kV _{rms} / 25 kV _{peak}
Dissipation factor measurement (frida TD)	
VLF truesinus®	1 – 26 kV _{rms}
Load range	10 nF – 8 µF
Resolution	1 x 10 ⁻⁶
Accuracy	1 x 10 ⁻⁴
Measurement range	1 x 10 ⁻⁴ – 21,000 x 10 ⁻³
tan δ measuring frequency	0.1 Hz
Automatic detection and compensation of leakage currents	With VSE box (optional)

Diagnostic Reporter

Used to process and evaluate test and measurement logs, based upon MS Excel, version from MS Excel 2007

General

Input voltage	100 – 260 V, 50/60 Hz
Power consumption	max. 300 VA
Reverse voltage protected	up to 13 kV
Degree of protection	IP54 (in closed state)
Data interface	USB 2.0
Dimensions (W x H x D)	438 x 456 x 220 mm
Weight (incl. HV connection cable)	Approx. 22 kg
Ambient temperature (operational)	-10°C to +50°C
Storage temperature	-20°C to +60°C
Safety and EMC	CE-compliant in accordance with Low Voltage Directive (2014/35/EU), EMC Directive (2014/30/EU), EN 60068-2-ff Environmental testing
User interface available in 13 languages	Czech, Chinese (CN), Chinese (TW), Dutch, English, French, German, Italian, Korean, Polish, Portuguese, Russian, Spanish



frida standard delivery

- BAUR frida VLF tester, incl.
 - HV connection cable, 5 m (fix mounted)
 - GDR 40-136 discharge and earth rod
 - Earth cable, 5 m, with earth terminal
 - Jumper plug for external emergency off unit
 - Diagnostic reporter on USB drive
 - Mains supply cord, 2.5 m
 - User manual
 - Pocket guide

Accessories and options

- External emergency off unit with signal lamps, 25 m or 50 m cable length
- GDR 40-136 discharge and earth rod
- PD-TaD 62 portable PD diagnostics system
- Remote control via BAUR Software:
 - Laptop with pre-installed Windows operating system and BAUR Software 4, incl. carrying bag
 - USB cable 2.0, 3 m

Optional software functions*

- GIS interface
- BAUR GeoBaseMap (countries available on request)
- Office installation (BAUR Software 4 for office PC)
- Cable testing
- PD measurement (partial discharge measurement)

frida TD standard delivery

- BAUR frida TD VLF tester and diagnostics device, incl.
 - HV connection cable, 5 m (fix mounted)
 - GDR 40-136 discharge and earth rod
 - Earth cable, 5 m, with earth terminal
 - Jumper plug for external emergency off unit
 - Diagnostic reporter on USB drive
 - BAUR tan delta kit
 - Mains supply cord, 2.5 m
 - User manual
 - Additional manual for dissipation factor measurement
 - Pocket guide

Accessories and options

- VSE connection kit (for the detection and compensation of leakage currents)
- External emergency off unit with signal lamps, 25 m or 50 m cable length
- GDR 40-136 discharge and earth rod
- PD-TaD 62 portable PD diagnostics system
- Remote control via BAUR Software:
 - Laptop with pre-installed Windows operating system and BAUR Software 4, incl. carrying bag
 - USB cable 2.0, 3 m

Optional software functions*

- GIS interface
- BAUR GeoBaseMap (countries available on request)
- Office installation (BAUR Software 4 for office PC)
- Cable testing
- PD measurement (partial discharge measurement)
- TD measurement (dissipation factor measurement)
- TD || PD measurement (parallel dissipation factor and partial discharge measurement)

* Modules depend on system configuration
Further information: Data sheet for the BAUR Software 4

Information on individual functions and the required system configuration can be obtained from your BAUR representative (www.baur.eu/en/baur-worldwide).

Contact:

BAUR GmbH (Headoffice Österreich)
T +43 (0)5522 4941-0
F +43 (0)5522 4941-3
headoffice@baur.at
www.baur.eu

BAUR Prüf- und Messtechnik GmbH
T +49 (0)2181 2979 0
F +49 (0)2181 2979 10
vertrieb@baur-germany.de
www.baur.eu

BAUR France
T +33 (0)9 800 10 300
F +33 (0) 172 718 485
info@baur-france.at
www.baur-france.at/fr

Baur do Brasil Ltda.
T +55 11 297 25 272
atendimento@baurdobrasil.com.br
www.baurdobrasil.com.br

奥地利保尔公司上海代表处
电话 +86 (0)21 6133 1877
传真 +86 (0)21 6133 1886
shanghaioffice@baur.at
www.baur.eu/cn

BAUR Test Equipment Ltd. (UK)
T +44 (0)20 8661 957
sales@baurtest.com
www.baurtest.com

BAUR Representative Office Hong Kong
T +852 2780 9029
F +852 2780 9039
office.hongkong@baur.at
www.baur.eu

BAUR representatives:
www.baur.eu/en/baur-worldwide